

PCRClean™ DX

Post PCR and NGS Library Cleanup ~ Performance, Consistency and Cost Savings

Applications

- Post PCR cleanup in Sanger Sequencing
- NGS Library Prep Cleanup
- Molecular Engineering
- Microarray Workflow

Advantages

- 👉 Designed to directly replace Ampure™ XP
- 👉 High recovery rate of DNA fragments
- 👉 ISO/cGMP production compliant
- 👉 Most cost effective

Comparison Data – DNA Recovery

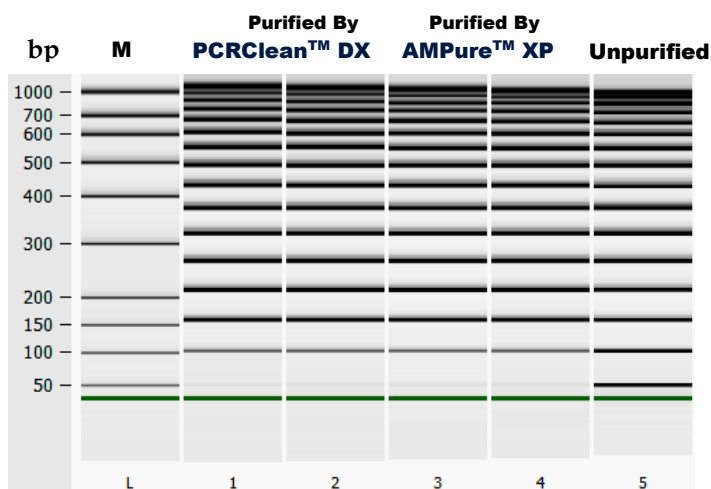


Fig.2. DNA samples in duplicate were purified by Aline PCRClean DX™ and Ampure XP™ was analyzed by Agilent Bioanalyzer High Sensitivity DNA Analysis Kit. DNA fragments <100bp was removed by using standard bead ratio of 1:1.8.

Comparison Data – Size Selection Trace Overlay

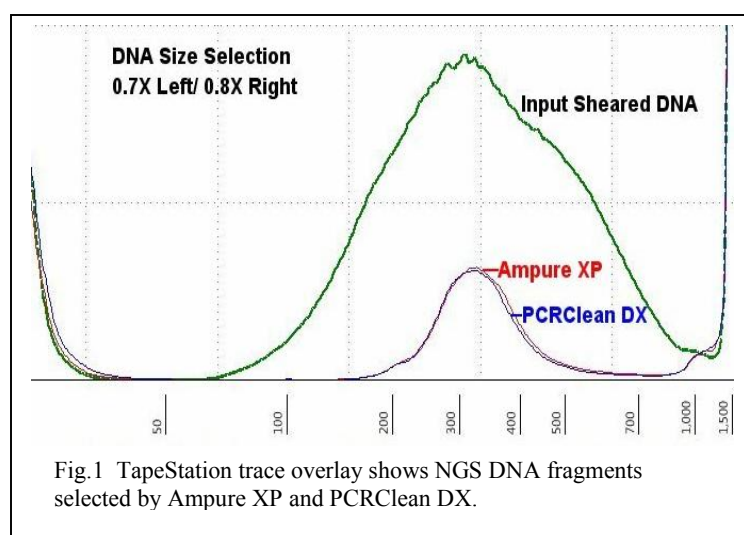


Fig.1 TapeStation trace overlay shows NGS DNA fragments selected by Ampure XP and PCRClean DX.

DNA Size Selection Using PCRClean DX

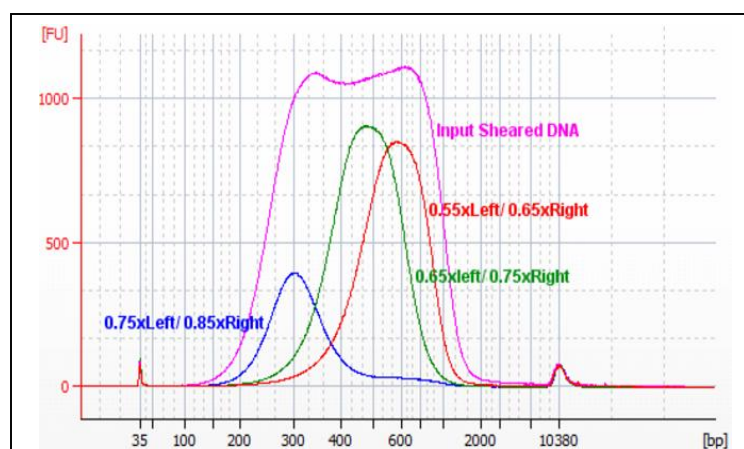


Fig.3 Bioanalyzer trace shows NGS DNA size selection using different ratios of PCRClean DX sample for both Right and Left Side selection. 1µg input of total sheared genomic DNA mixture in a volume of 100 µl was used.

Ordering Information

Catalog Number	Product Size
C-1003-5	PCRClean DX, 5mL. 300 rxns
C-1003-50	PCRClean DX, 50mL. 3,000 rxns
C-1003-250	PCRClean DX, 250mL. 15,000 rxns
C-1003-450	PCRClean DX, 450mL. 27,000 rxns
C-1003-Bulk	PCRClean DX, largest size.

